



# 2026 Pittwater-Off-the-Beach Regatta

# SAILING INSTRUCTIONS

The Organising Authority (OA) is Royal Prince Alfred Yacht Club (RPAYC), in conjunction with Avalon Sailing Club (ASC) and Bayview Yacht Racing Association (BYRA)

As per RRS 89, the Race Committee shall be represented by three (3) people, a flag officer(s) or race officer(s) representing a minimum of 2 of the organising clubs.

The notation '[NP]' in a rule means that a boat may not protest another boat for breaking that rule. This changes RRS 60.1(a).

## 1. RULES

1.1 Refer to NoR 1 and NoR 2.

## 2. CHANGES TO THE SAILING INSTRUCTIONS

2.1 Changes to the Sailing Instructions will be posted before 0800 hrs on the day it will take effect, except that any change to the schedule of races will be posted by 2000 hrs on the day before it will take effect.

2.2 On water changes will as per SI 3.2.

## 3. COMMUNICATIONS WITH COMPETITORS

3.1 Refer to NoR 4.

3.2 On water amendments to the NoR / Sailing Instructions for that day or race, may be communicated verbally by the Race Committee. The Race Committee Vessel shall display flag "3rd Substitute" to indicate an amendment has been made. Such changes may be made up to the warning signal of a race.

## 4. CODE OF CONDUCT

4.1 [DP] Competitors and support persons shall comply with reasonable requests from race officials.

## 5. SIGNALS MADE ASHORE

5.1 Signals made ashore will be displayed at the Flag Mast on the RPAYC Centreboard lawn and replicated at ASC and BYRA.

5.2 When flag AP is displayed ashore, '1 minute' is replaced with 'not less than 30 minutes' in Race Signals AP.

## 6. SCHEDULE

6.1 Refer to NoR 9.

## 7. CLASS FLAGS

7.1 Refer to SI Appendix A (Division List & Start Flags).

## 8. RACING AREA

8.1 Refer to NoR Addendum 1.



8.2 The Race Committee will notify competitors of the intended location of the racing area at the competitor briefing.

**9. COURSES**

- 9.1 SI Appendix B (Course Description & Layout) shows the courses, including the order in which marks are to be passed, and the side on which each mark is to be left.
- 9.2 No later than the warning signal, the race committee signal vessel will display the course number.
- 9.3 Legs of the course will not be changed after the preparatory signal. This changes RRS 33.

**10. MARKS**

10.1 The marks and colours are described in the course diagrams Appendix B, C and D.

**11. OBSTRUCTIONS**

11.1 While racing, the area between any registered moorings and the adjacent shoreline shall be considered 'prohibited water', and therefore an obstruction.

**12. THE START**

- 12.1 The starting line is between the staff on the Race Committee Vessel displaying an **orange flag** and the 'Start Mark' at the other end of the line (see course Appendices for colour/description)
- 12.2 To alert boats that a race or sequence of races will begin soon, the orange starting line flag will be displayed with one sound at least five minutes before a warning signal is made.
- 12.3 The starting order will be at the discretion of the Race Officer. The Warning Signal for the next division to start may be the starting signal for the previous division. Divisions starts may be combined at the discretion of the Race Officer of the day.
- 12.4 Boats whose Warning Signal has not been made shall avoid the starting area.
- 12.5 A boat starting later than two (2) minutes after her starting signal will be scored DNS. This changes RRS A5.
- 12.6 Races will be started in accordance with RRS 26 accept that the Warning Signal will be 3 minutes before the Starting Signal. The below table shows the start sequence and signals. Times will be taken from the visual signals and the absence of a sound signal will be disregarded.

Start Sequence	Flag and sound	Meaning
3 minutes	Division or Class Flag displayed with 1 sound	Warning Signal
2 minutes	Code flag 'P', 'I', 'U', or a black flag displayed with 1 sound	Preparatory Signal
1 minutes	Code flag 'P', 'I', 'U', or a black flag removed with 1 sound	
0 minutes	Division or Class Flag removed with 1 sound	Start

**13. THE FINISH**

13.1 The finish line is between the staff on the Race Committee Vessel displaying a **blue flag** and the inflatable 'Finish Mark' at the other end of the line.

**14. TIME LIMITS**

14.1 The *Mark 1 Time Limit*, *Race Time Limit*, and the *Finishing Window* are shown in the table below.

Mark 1 Time Limit	Race Time Limit	Finishing Window
20 minutes (see SI 14.2)	60 minutes (See SI 14.3)	15 minutes (see SI 14.4)



- 14.2 If no boat has passed the first mark within the Mark 1 Time Limit, the race will be abandoned (ABN).
- 14.3 The time limit for the first boat in each Class/Division to complete the course and finish correctly will be 60 minutes.
- 14.4 The Finishing Window is the time for boats to finish after the first boat of the same Class/Division sails the course and finishes. Boats failing to finish within the Finishing Window, and not subsequently retiring, penalised or given redress, will be scored Did Not Finish (DNF). This changes RRS 35, A4, A5 and A10.

## 15. HEARING REQUESTS

- 15.1 For each Class/Division, the protest time limit is 60 minutes after the last boat (in that class/division) finishes the last race of the day or if the race committee signals no further racing today (whichever is later).
- 15.2 Hearing request forms are available from the RPAYC Sailing Office or on the event website.
- 15.3 Notices will be posted no later than 30 minutes after the protest time limit to inform competitors of hearings in which they are parties or named as witnesses. Hearings will be held in the protest room, nominated by the OA, located at RPAYC, at a time to be advised by the OA.
- 15.4 A list of boats that have been penalized for breaking RRS 42 under Appendix P will be posted.

## 16. SCORING

- 16.1 Refer to NoR 13.
- 16.2 **Mixed Handicap Divisions:** Results shall be determined by the application of the Yardstick handicap. The boat with the lowest corrected time (after application of scoring penalties, if any) shall be scored first and the other boats scored accordingly.
- 16.3 Where an Australian Sailing OTB Dinghy & Catamaran Yardstick Handicap is not listed, the OA may issue a Yardstick Handicap.

## 17. SAFETY REGULATIONS

- 17.1 Boats shall **SIGN ON** and **SIGN OFF** at the club they launch from on the **SIGN ON/OFF** sheets each day of racing. The location of the **SIGN ON/OFF** sheets will be in the vicinity of the launching ramps at each club.
- 17.2 [DP] A boat that retires from a race shall notify the Race Committee at the first reasonable opportunity, leave the course area, and SIGN OFF as soon as possible when ashore.
- 17.3 Each boat's nominated Skipper (or person in charge on behalf of the nominated skipper) shall:
  - (a) Submit a change of Sail Number request (where required) for each round in writing to the Race Committee and Sailing Office ([sailing@rpayc.com.au](mailto:sailing@rpayc.com.au)).
  - (b) **SIGN ON**, to confirm a boat's intention to race for each day of racing, before launching.
  - (c) **SIGN OFF**, to confirm a boat has returned to shore, as soon as possible after coming ashore or by the end of the Protest Time Limit (whichever is sooner).
- 17.4 **A boat that fails to Sign On will be scored points equal to that of Disqualification (DSQ)**, without a hearing for all races completed on that day. (This Amends RRS 63.1).
- 17.5 **A boat that fails to Sign Off will be scored points equal to that of a Disqualification (DSQ)**, without a hearing for all races on that day. (This Amends RRS 63.1).
- 17.6 **A boat that fails to display the correct sail number as per their entry data will be scored points equal to that of Did Not Compete (DNC)**, without a hearing for all races held on that day. (This Amends RRS 63.1).



- 17.7 A boat that has not entered, in accordance with the Notice of Race and Sailing Instructions, is not eligible to compete, will not be awarded points and in repeat offences, may have action taken upon them in accordance with the Racing Rules of Sailing.
- 17.8 Any competitor who is observed by the Race Committee to be in breach of NoR clause 1.2 will be scored equal to that of a Disqualification (DSQ). This does not limit the ability of the Protest Committee to take action under RRS Part 5, Section C. (This amends RRS 63.1 and Appendix A5).

## 18. EQUIPMENT AND MEASUREMENT CHECKS

- 18.1 Classes that require a measurement certificate shall hold a valid measurement certificate.
- 18.2 Boats may be inspected at any time. Any boat found not to be complying with Class Rules or Australian Sailing Special Regulations Part 2 for Off the Beach Boats, may have her entry refused or rejected, recorded as did not start (DNS), or disqualified (DSQ) as appropriate.

## 19. OFFICIAL VESSELS

- 19.1 Official support vessels must be conspicuously identified to the on water Race Committee and advise the Race Officer of the Day at the Race Management briefing.

## 20. COACHES AND SUPPORT TEAMS [DP]

- 20.1 Only persons approved by the OA may coach competitors.
- 20.2 There may be more than one (1) Official Coach designated by the Organising Authority who may coach any competitors at any time. Coaching of such competitors does not constitute grounds for protest under RRS 41 (Outside Help).
- 20.3 Team leaders, parents, coaches and other support persons shall stay outside areas where boats are racing from the time of the preparatory signal for the first start until all boats have finished or retired or the race committee signals a postponement, general recall or abandonment.
- 20.4 All support teams shall monitor VHF channel 77, or whichever VHF channel the Race Officer nominates for Race Committee communications.
- 20.5 All coaches and support teams shall render assistance when and as directed by the Race Officer.
- 20.6 When the Committee Vessel displays code flag 'W' with one warning sound, all support boats must remain on water and provide safety assistance until such time that code flag 'W' is lowered. The Race Officer will endeavour to notify support boats by radio if code flag 'W' is hoisted or lowered.

## 21. TRASH DISPOSAL

- 21.1 Trash may be placed aboard official support vessels to be disposed of when back ashore.

## 22. FURTHER INFORMATION

- 22.1 Refer to NoR 18
- 22.2 For further information please contact the RPAYC Sailing Office:  
Phone (02) 9998 3761 or email: [sailing@rpayc.com.au](mailto:sailing@rpayc.com.au)

## Appendix A – Division List & Start Flags

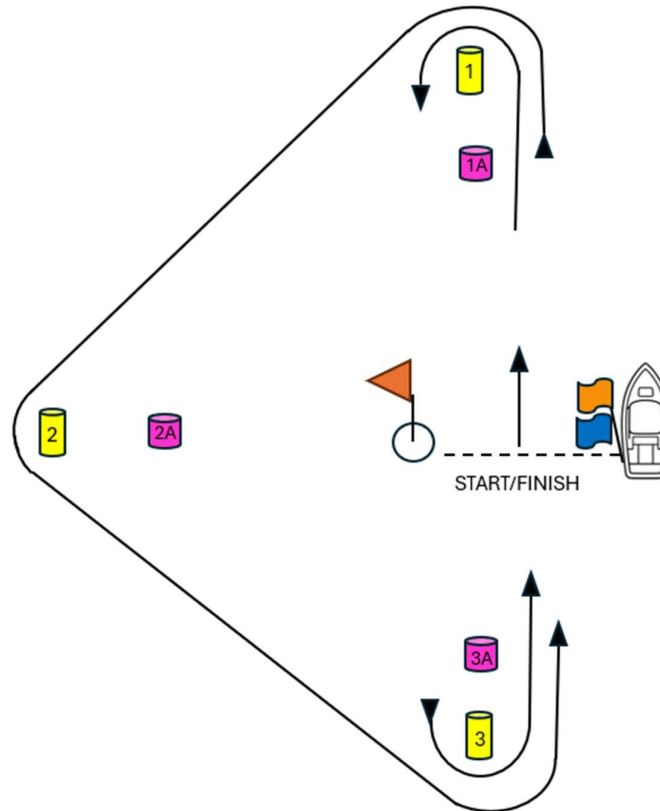
Division / Class	Numeral Pennant / Class Flag		Division Compositions
Division 1	Numeral Pennant 1		<b>Optimist Class</b>
Division 2	Numeral Pennant 2		<b>Spiral</b>
Division 3	Numeral Pennant 3		<b>Medium H'Cap:</b> <i>ILCA 4, 6 &amp; 7, RS Aero, NS14, MG14, F11</i>
Division 4	Numeral Pennant 4		<b>MJ (Open)</b>
Division 5	Numeral Pennant 5		<b>MJ (Novice)</b>
Division 6	Numeral Pennant 6		<b>Multihulls</b>
Division 7	Numeral Pennant 7		<b>Waszp Class</b>
Division 8	Numeral Pennant 8		<b>Int 420, 29er</b>
Division 9	Numeral Pennant 9		<b>Open Skiff (Open/Novice)</b>

## Appendix B – Course Area 1 Mark Descriptions & Layout

Spirals, ILCA, Aero Classes, MJ & Open Bic

(Not to scale)

Course: Triangle / Hotdog



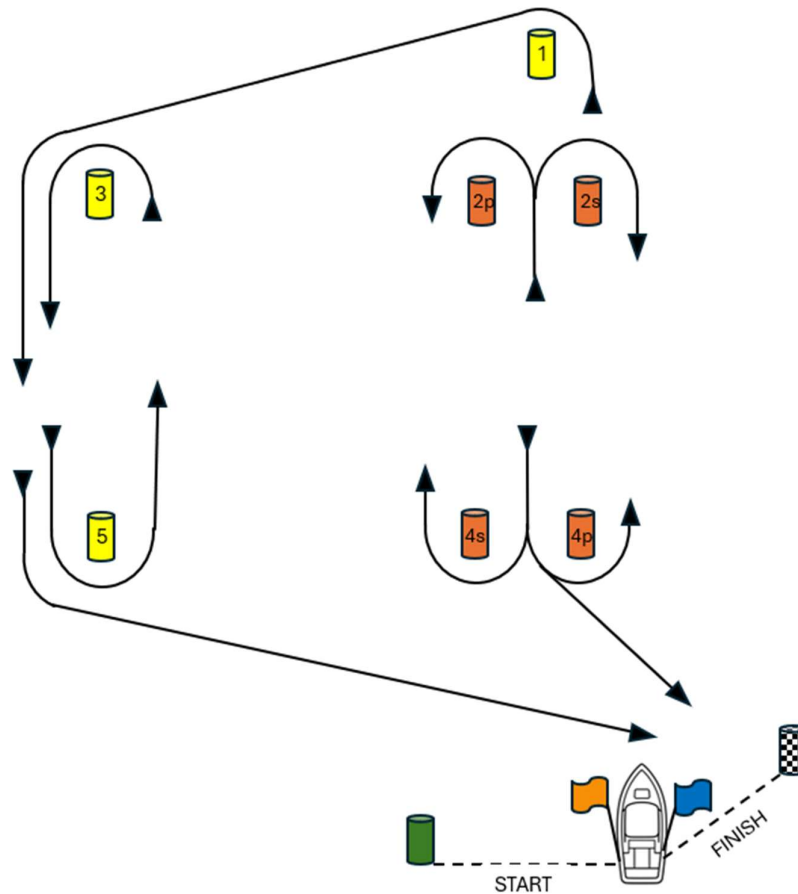
Course Configuration	Description
<b>Triangle/Hotdog Courses (Inner)</b>	
<b>Course 1:</b> START – 1a – 2a – 3a – 1a – 3a – 1a – 2a – 3a – FINISH	3 laps
<b>Course 2:</b> START – 1a – 2a – 3a – 1a – 3a – FINISH	2 laps
<b>Triangle/Hotdog Courses (Outer)</b>	
<b>Course 3:</b> START – 1 – 2 – 3 – 1 – 3 – 1 – 2 – 3 – FINISH	3 laps
<b>Course 4:</b> START – 1 – 2 – 3 – 1 – 3 – FINISH	2 laps

## Appendix C – Course Area 2 Mark Descriptions & Layout

WASZP, Multihull & Fast Handicap Classes (420, 29er, etc.)

(Not to scale)

Trapezoid & Windward/Leeward



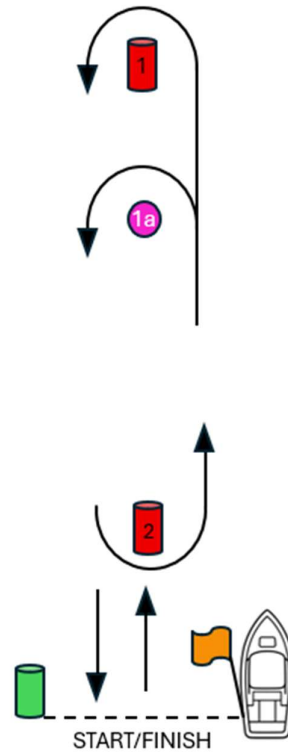
Course Configuration	Description
<b>WASZP</b>	
<b>Course 2:</b> START – 2s/2p – 4s/4p – 2s/2p – 4p – FINISH	W/L (2 lap)
<b>Course 3:</b> START – 2s/2p – 4s/4p – 2s/2p – 4s/4p – 2s/2p – 4p – FINISH	W/L (3 laps)
<b>Multihull / 29er / 420</b>	
<b>Course 4:</b> START – 1 – 4s/4p – 1 – 4p – FINISH	W/L (2 lap)
<b>Course 5:</b> START – 1 – 4s/4p – 1 – 4s/4p – 1 – 4p – FINISH	W/L (3 laps)
<b>Course 6:</b> START – 1 – 3 – 5 – 3 – 5 – FINISH	(2 Lap)
<b>Course 7:</b> START – 1 – 3 – 5 – 3 – 5 – 3 – 5 – FINISH	(3 Laps)

## Appendix D – Course Area 3 Mark Descriptions & Layout

Optimist Open/Inter & Green

(Not to scale)

Windward /Leeward



Course Configuration	Description
<b>Optimist: Open &amp; Inter Fleets</b>	
<b>Optimist Inter:</b> START 1 – FINISH	W/L (1 lap)
<b>Optimist Open:</b> START – 1 – 2 – 1 – FINISH	W/L (2 laps)
<b>Optimist: Green Fleet</b>	
<b>Optimist Green:</b> START 1a – FINISH	W/L (1 lap)