

# **Roads & Maritime Services**

## **RPAYC Sailors Safety Forum**

### **2020/21**

**Nathan Adamson**  
**Kent Sheppard**  
Boating Safety Officers



# Agenda

---

1. Hazard to navigation
2. Lifejacket wear rules – tenders
3. Inflatable lifejackets
4. Mandatory safety equipment
5. Correct navigation lighting
6. Rules & regulations
7. Incident reporting
8. Expired flare disposal

# Lifejacket Wear Rules

## Tenders

Boating activity/ Vessel type	Enclosed waters Lifejacket requirements
Children under 12 years of age	Level 50S or greater: <ul style="list-style-type: none"><li>• At all times on a vessel less than 4.8m</li><li>• When in an open area of a vessel less than 8m that is underway.</li></ul>
On all boats <b>less than 4.8m</b> (unless specified)	Level 50S or greater at all times when: <ul style="list-style-type: none"><li>• Boating between sunset and sunrise</li><li>• Boating on alpine waters</li><li>• Boating alone (without an accompanying person 12 years of age or more).</li></ul>



**WEAR A LIFEJACKET**  
**DON'T RISK YOUR LIFE**



# Inflatable Lifejackets

## Pre-wear

Gas cylinder (& auto-firing canister) screwed in



Keep cord free





# Inflatable Lifejackets

## Annual Servicing

**Inflatable lifejackets must be serviced according to the manufacturers instructions and service records kept.**

1. Can it be self-serviced?
2. Visual inspection of exterior
3. Visual inspection of interior
4. Weigh gas canister
5. Ensure firing pin is functioning
6. Check expiry on auto-inflate canister
7. Manually inflate with mouth piece
8. Document





# Inflatable Lifejackets

## Self-Servicing Clinics

- Free self-service clinics
- Clubs and public places (check TfNSW Maritime website)
- Spare parts provided (where needed)



# Minimum Safety Equipment

## Enclosed waters



### Lifejacket

A buoyant jacket designed to keep a person afloat in the water. They must be carried for each person onboard most vessels, must be the correct size for the wearer and in good working condition. The Level of lifejacket required varies between enclosed and open waters. Make sure you have the correct Level of lifejacket for the area of operation, boat type or boating activity.



### Anchor and chain/line

Must be the correct type and size of anchor for your vessel and the area of operation. Required on all vessels at all times, unless exempt.



### Bailer/bucket/ fire bucket

A robust bucket, with lanyard attached, can be used for bailing water and fighting fires. Required on all vessels at all times, unless exempt.



### Bilge pump

A manual or powered pump must be capable of draining each compartment of the vessel if the vessel has covered bilges.



### Sound signal

Vessels must have a means of providing a sound signal such as an air horn, whistle or bell, which can be used to signal other vessels.



### Waterproof torch

A valuable safety device for signaling, for use as navigation lights on small vessels or for increased visibility. A waterproof torch must be operational and carried on all vessels at all times, unless exempt.

### Safety label

Indicates the maximum number of people to be carried on a particular vessel and must be displayed on all powered vessels except PVC. Available for vessels under 6m, over 6m and those with flybridges.



### Paddles/oars and rowlocks

Must be capable of rowing the vessel in which they are carried and are required on most vessels under six metres in length, unless the vessel has a second means of propulsion.

## Open (ocean) waters

In addition to enclosed waters equipment

### Compass

A navigational instrument which shows direction relative to magnetic North and is required by all vessels operating offshore. The compass must have a rotating card and be liquid damped.



### Distress flares

Orange smoke hand-held flares for use during the day and red hand-held flares for use at night, are used to signal that you are in trouble. At least two orange smoke and two red hand-held flares must be carried on all vessels operating in open (ocean) waters and must be in date.

### V Sheet

A fluorescent orange-red coloured sheet (1.5m x 1.2m minimum) that can be spread over the deck or floor as a flag to indicate that you are in trouble. It is required to be carried by all vessels operating in open (ocean) waters.



### Water

Two litres of fresh drinking water (per person) must be carried by all vessels operating on open (ocean) waters in case of an emergency.



### Map/chart

A clearly legible (paper or electronic) chart/map of the area proposed for the vessel's voyage or excursion showing significant features for navigation such as shoals, reefs, hazards and channels is required on all vessels operating in open (ocean) waters.

## Open (ocean) waters 2 nautical miles from shore

In addition to enclosed and open waters equipment

### Marine radio

A communication device that allows contact with other vessels and shore stations for weather, navigation hazards and distress calls. Compulsory for all vessels operating more than two nautical miles from shore.



### Emergency Position Indicating Radio Beacon (EPIRB)


A locating device that emits a 406MHz signal that can be detected by satellites and aircraft when you are in trouble. Compulsory for all vessels operating more than two nautical miles from shore, must be in date according to the manufacturer's expiry date and registered with AMSA.



For more information talk to a Boating Education Officer or visit [rms.nsw.gov.au/maritime](http://rms.nsw.gov.au/maritime).

Tenders (if operating in enclosed waters, less than 3m in length and operating within 200m of the shore)

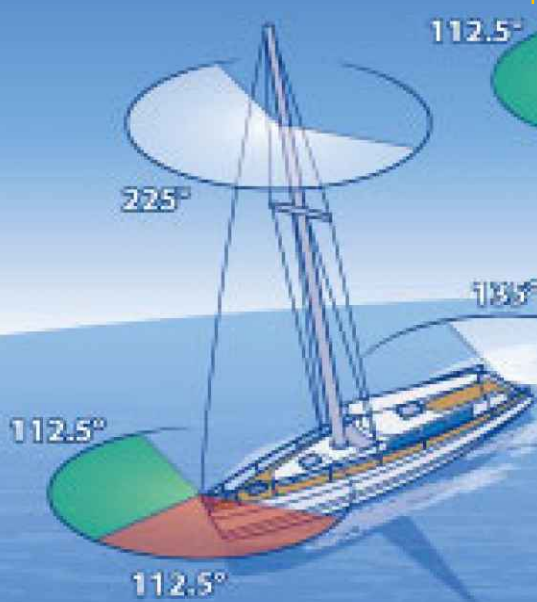
Exempt from carrying other safety equipment if the vessel carries a paddle or oars, a waterproof torch if operating between sunset and sunrise, a bucket/bailer or bilge pump.



# Navigation Lights

## Under sail

### Under motor



Optional extra



### At anchor



- Tricolour not recommended
- Not compliant for vessels under motor - steaming light must be a minimum of 1m above sidelights (COLREGS Annex 1 Rule 2 (d)(h))

Use a torch to illuminate sails in busy areas or when another vessel seen approaching



# Rules & Regs

## Sailing Events

---

### 1. Interaction with other competing vessels:

- Australian Sailing Racing Rules of Sailing

### 2. Interaction with non competing vessels:

- International Regulations for the Prevention of Collisions at Sea 1972 (COLREGS).
- **If in doubt, COL Regs apply**

# COLREGS Rule 9 – Narrow Channels

---

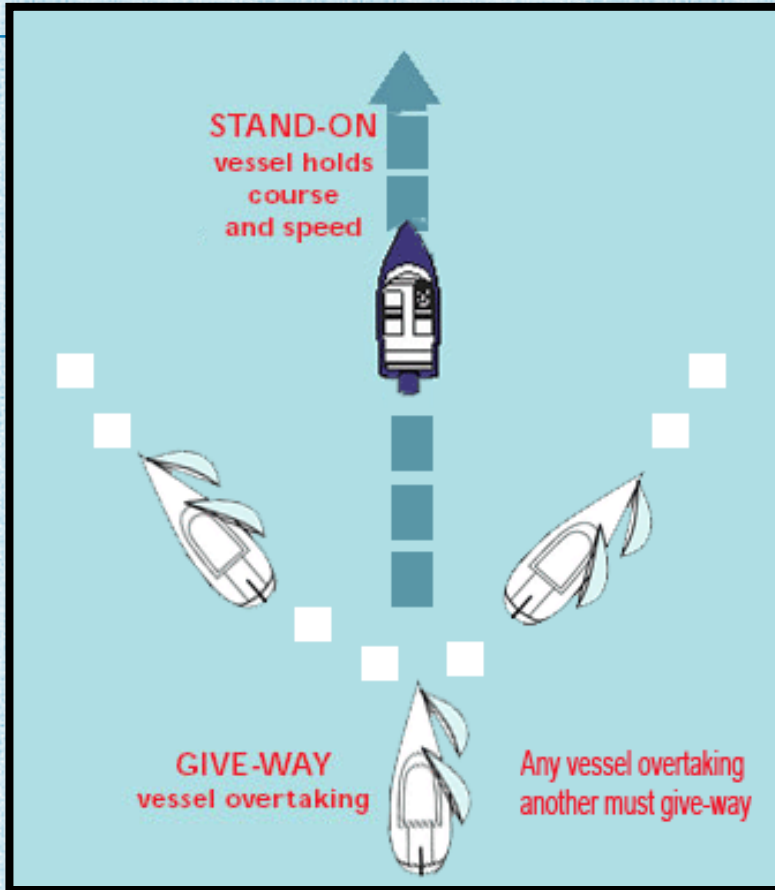
**(a)**

A vessel proceeding along the course of a narrow channel or fairway shall keep as near to the outer limit of the channel or fairway which lies on her starboard side as if safe and practicable

**(b)**

A vessel of less than 20 metres in length or a sailing vessel shall not impede the passage of a vessel which can safely navigate only within a narrow channel or fairway.

# COLREGS Rule 13 - Overtaking



(a)

Any vessel overtaking any other shall keep out of the way of the vessel being overtaken

(d)

Any subsequent alteration of the bearing between the two vessels shall not make the overtaking vessel a crossing vessel or relieve her of the duty of keeping clear of the overtaken vessel until she is finally past and clear.

# Rule 18

## Responsibilities between vessels

---

(a) A power-driven vessel underway shall keep out of the way of:

- (i) a vessel not under command;
- (ii) a vessel restricted in her ability to manoeuvre;
- (iii) a vessel engaged in fishing;
- (iv) a sailing vessel;

(b) A sailing vessel underway shall keep out of the way of:

- (i) a vessel not under command;
- (ii) a vessel restricted in her ability to manoeuvre;
- (iii) a vessel engaged in fishing.

# Rule 18 continued

## Responsibilities between vessels

---

If you are under motor (including motor sailing) you are a **power-driven vessel**

# ADDITIONAL CONDITIONS: SAILING EVENTS

**Do not navigate between moorings whilst competing**

# Incident Reporting

---

## All incidents

- Advise club Sailing Officer

## Significant incidents

(i.e. incident has resulted in death or injury to a person resulting in admittance to hospital; significant damage to a vessel (>\$5000) or other property; damage or risk to the environment)

- Advise RMS

Complete Vessel Incident Report Form

<http://www.rms.nsw.gov.au/maritime/safety-rules/incidents-emergencies/incident-reporting.html>

# Go Easy on the Drink



**The Permissible Concentration of Alcohol (PCA) on the water is the same as for the road:**

Commercial Vessel Operator	under 0.02
Recreational Vessel Operators (under 18 years)	0.00
Recreational Vessel Operators (18 years and over)	under 0.05



# Expired Flare Disposal

Attend designated drop off locations and times

---



Find finalised schedule:

<http://www.rms.nsw.gov.au/maritime/safety-rules/safety-equipment/flare-disposal.html>

**Thank you!**

